







N. REZNIK, A. KARASEV

Do we know, who lives nearby us?

The visual copy-book №1
The didactical supplement
to the slide-films



ББК 74.261
УДК 373.3. Англ.
R 50

Рецензенты: Т.В. Лобовская, канд.филол. наук, доцент кафедры ИЯ и МП МГПУ;
Е.Н. Луппова, канд.биолог. наук, доцент кафедры биологии МГПУ

Reznik N., Karasev A. Do we know, who liv es nearby us? The visual copy-book №1: The didactical supplement to the slide-films: "Let's draw a dog!", "How to draw a river bream?", "Let's try to draw a sparrow!", "Let's draw an owl together!", "How to draw a sea plaice?", "How to draw a little seal?", "Let's draw a face of a man!" – СПб.: Изд-во ГУ РНХИ им. проф. А.Л. Поленова, 2006. – 24 с.

Печатается в авторской редакции.

ISBN 5-88476-763-3

© Мурманский государственный педагогический университет (МГПУ), 2006
© Н.А. Резник, 2006
© А.А. Карасев, 2006



ИНСТИТУТ ПРОДУКТИВНОГО ОБУЧЕНИЯ
РОССИЙСКОЙ АКАДЕМИИ ОБРАЗОВАНИЯ
МУРМАНСКИЙ ГОСУДАРСТВЕННЫЙ
ПЕДАГОГИЧЕСКИЙ УНИВЕРСИТЕТ



N. REZNIK, A. KARASEV

Do we know, who lives nearby us?

The visual copy-book №1

The didactical supplement
to the slide-films:

***Let's draw a dog!
How to draw a river bream?
Let's try to draw a sparrow!
Let's draw an owl together!
How to draw a sea plaice?
How to draw a little seal?
Let's draw a face of a man!***

Murmansk

2006

К УЧЕНИКАМ



Перед вами тетрадка-задачник – приложение к слайд-фильмам, которые вы можете посмотреть на компьютере.

Этот задачник составлен для того, чтобы вы учились смотреть и видеть, видеть и узнавать, узнавать и догадываться.


В этой тетрадке можно писать и рисовать, как и в обычной школьной тетради.

Здесь много разных задач-загадок про тех, кто живет рядом с нами на Крайнем Севере.

Решая эти задачи, вы можете рисовать, отвечать на вопросы или выбирать верные ответы.



The visual copy-book




The didactical supplement
to the slide-films

vischool.r2.ru

№1. <i>Let's draw a dog!</i>	4
№2. <i>How to draw a river bream?</i>	6
№3. <i>Let's try to draw a sparrow!</i>	8
№4. <i>Let's draw an owl together!</i>	10
№5. <i>How to draw a sea plaice?</i>	12
№6. <i>How to draw a little seal?</i>	14
№7. <i>Let's draw a face of a man!</i>	16
Look and solve!	18
Использованная литература	24



**Let's
draw
a dog**



**Read and
remember!**



run	['rʌn]	бегать
paw	['pɔ:]	лапа
merry	['meri]	весёлый
tail	['teil]	хвост
head	['hed]	голова

1 READ AND


translate

the texts of it's slides


At first we shall
draw
a head
of the dog.



Then we shall draw
an ear, an eye
and a nose.



Let the dog
be
merry!



№ LOOK AND

– это задача,

ПОСМОТРИТЕ И №

условие которой представлено на рисунке.

*Текст к таким задачам иногда отсутствует –
его нужно составить самостоятельно и найти ответ*

2 LOOK AND

write

Who runs?



Who swims?

Who flies?



№

**CHOOSE
THE ANSWER**

– это задача

с несколькими ответами,

**ВЫБЕРИ
ОТВЕТ**

№

среди которых один или несколько могут оказаться верными.
Выберите правильный ответ и отметьте его номер

3 LOOK AND

find

What did
a painter
forget to draw
to a dog?



4

**CHOOSE
THE ANSWER**

A dog is

a fish

a wild animal

a domestic animal

a bird

5 LOOK AND

find

At what number
is the dog
depicted?



1



2



3



4

6

**CHOOSE
THE ANSWER**

A dog
can run quickly
because

it has a long neck

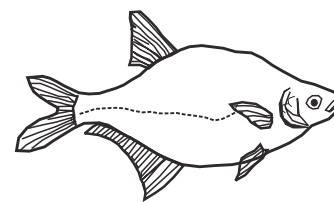
it has big ears

it has a tail

it has four paws



How to draw a river bream



**Read and
remember!**




line	['lain]	линия
bream	['bri:m]	лещ
mouth	['mauθ]	рот
extended	[iks'tendid]	удлинённый
side	['said]	бок

1 READ AND


translate

the texts of it's slides


The river bream
has
the fins
on it's belly



The river bream
has
a mouth, a nose
and the eyes



The river bream
has
a line
on it's side



**Read
and write
the translations!**



2

У речного леща удлинённое тело.

У речного леща есть линия на боку.

3 LOOK AND

write

Who has paws?



Who has fins?




Who has wings?



4 LOOK AND

find

What did the painter forget to draw to this river bream?




5 LOOK AND

find

At what number is the river bream depicted?

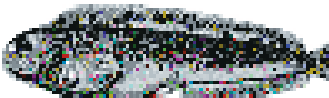
1



2



3



6 LOOK AND

find

How many fins are there
on the back?
on the tail?
on the sides?
on the belly?

7


CHOOSE
THE ANSWER

The river bream swims quickly because it has

<input type="checkbox"/>	a small head
<input type="checkbox"/>	the big eyes
<input type="checkbox"/>	many fins
<input type="checkbox"/>	the silvery scales



Let's try to draw a sparrow



**Read and
remember!**




bird	['bɜ:d]	птица
cap	['kæp]	шапочка
cheek	['tʃi:k]	щека
tie	['tai]	галстук
feather	['fəðə]	перо

1 READ AND


translate

the texts of it's slides


At first
we shall draw
a head
and a body
of the sparrow



We shall mark
a cap and the cheeks
on the sparrow's
head



We shall cover
with petty feathers
the head
and the body
of the sparrow



**Read
and write
the translations!**



2

Нарисуем воробью глаза и клюв.

Покроем крупными перьями крылья воробья.

3


LOOK AND


write


Who has the feathers?

Who has the fur?

Who has the scales?








4

LOOK AND

find

What did the painter forget to draw to this sparrow?



5

LOOK AND

find

How many does the sparrow have

wings?

tailes?

paws?

claws?


6

LOOK AND


find

At what number is the sparrow depicted?


1



2



3



7

CHOOSE THE ANSWER

The sparrow is

a sea bird

a forest bird

a city bird

a stepe bird



Let's draw an owl together



**Read and
remember!**




wing	['wiŋ]	крыло
beak	['bi:k]	клюв
body	['bɒdi]	туловище
eye-brow	['ai-brau]	бровь
together	[tə'gəðə]	вместе

1 READ AND


translate

the texts of it's slides


Let's cover it's body
with the feathers
and place her
onto a branch



Let's place her
onto a branch



Let's paint
our owl



**Correct
the mistakes
in the translation!**



Посмотри и нарисуй
крылья совы.

2

*Look and draw
a wing of the owl.*

3 LOOK AND

write


Who lives in a tree?



Who lives on an ice-flou?



Who lives in the water?



4 LOOK AND

find

What
did a painter
forget to draw
to this owl?



**5 CHOOSE
THE ANSWER**

An owl is

a plant

a wild bird

a domestic bird

an animal

6 LOOK AND

find

At what number
is an owl pictured?



**7 CHOOSE
THE ANSWER**


The owl
flies very well
because

it has big eyes

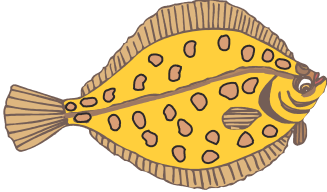
there are sharp claws on it's legs

it has two wings and a tail


it has a face



How to draw a sea plaice



Read and remember!



flat	['flæt]	плоский
back	['bæk]	спинной
belly	['beli]	живот
round	['raund]	круглый
spot	['spot]	пятно

1

READ AND


translate

The sea plaice has a back fin

the texts of it's slides


The sea plaice has it's both eyes on the one side of it's body

The sea plaice has a side line



Correct the mistakes in the translation!

2



У морской камбалы плоское тело

The sea-plaice have a back body

12

3 LOOK AND

write

Wha has the feathers ?



Who has the fur?

Who has the scales?



4 LOOK AND

find

What did a painter forget to draw to this sea plaice?



5 CHOOSE THE ANSWER

A sea plaice is

<input type="checkbox"/>	a sea bird
<input type="checkbox"/>	a sea fish
<input type="checkbox"/>	an aquarium fish
<input type="checkbox"/>	a sea animal

6 LOOK AND

find

How many does the sea plaice have

back fins? ☐

tail fins? ☐


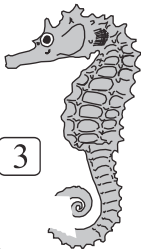
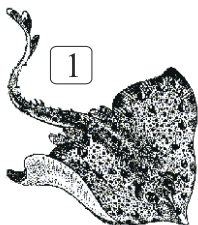
belly fins? ☐

bossom fins? ☐

7 LOOK AND


find

At what number was the sea plaice depicted?





How to draw a little seal



**Read and
remember!**



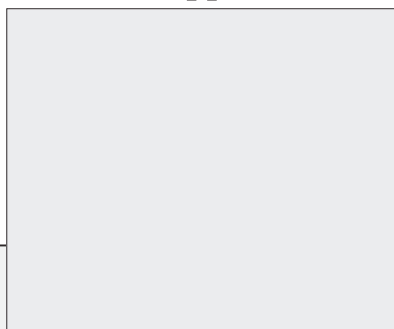
flipper	['flipər]	ласт
ice-floe	['ais flou]	льдина
streamline	['strimlain]	обтекаемый
front	['frʌnt]	передний
whiskers	['wiskəʒ]	усы

1 READ AND


translate

the texts of it's slides


The seal
has
two
back flippers



The seal
has
the whiskers



The little seal
lives in a sea



**Correct
the mistakes
in the translation!**



Тюлень имеет
обтекаемое тело

2


The seal have
a flat body

3 LOOK AND
write



Who whistles?

Who keeps silence?



Who cries?



4 LOOK AND
find

What did a painter forget to draw to this seal?



5 CHOOSE
THE ANSWER

The seal is

<input type="checkbox"/>	a river fish
<input type="checkbox"/>	a sea fish
<input type="checkbox"/>	a sea animal
<input type="checkbox"/>	a forest animal

6 LOOK AND
find

At what number
is the seal depicted?

1



2



3



7 CHOOSE
THE ANSWER

A seal
has at each flipper

<input type="checkbox"/>	three claws
<input type="checkbox"/>	three fingers
<input type="checkbox"/>	four claws
<input type="checkbox"/>	four fingwers
<input type="checkbox"/>	five claws
<input type="checkbox"/>	five fingers



Let's draw a face of a man



**Read and
remember!**



face	['feis]	лицо
ear	['iə]	ухо
pupil	['pjupl]	зрачок
moustache	[məs 'tʌʃ]	усы
hair	['hɛз]	волосы
hat	['hæt]	шляпа
admire	['ədmaɪə]	быть довольным

1 READ AND


translate

the texts of it's slides


At first
let's draw
a head of a man



Let's also add
moustache and hair



Let's put on
a hat
on the head of the man



**Read
and write
the translations!**



2


Нарисуем человеку ухо и глаз.

Пусть человек любит себя!


3

LOOK AND

4



find
What
did the painter
forget to draw
on the face
of this man ?



5

CHOOSE
THE ANSWER

6

The man
has on
the hands

three fingersfour fingersfive fingers

The seal
has on
it's flippers

7

LOOK AND

point with the arrows
who likes

to lie

to run

to swim

to dive

to fly

a man

a dog

a sparrow

an owl

a river bream

a sea plaice

a seal

8

CHOOSE
THE ANSWER


9

The man
has on
his legs

three fingersfour fingersfive fingers

The sparrow
has on
it's paws

Look and solve!



1

*Read
and write
the translations!*

У совы мягкие перья.

У тюленя есть четыре лапа.

У камбалы на теле есть круглые пятна.

У воробья маленький клюв.

У лебедя большие круглые глаза.

У собаки веселый характер.

2

CHOOSE
THE ANSWER

Qui peut-on
pêcher
à la ligne
dans une rivière?

	Une barbue
	Une ondine
	Une brème
	Un poisson rouge

3

CHOOSE
THE ANSWER

Comment chante
un moineau?

	Cou-cou
	Miaou-miaou
	Ouaf-ouaf
	Chi-ip-chi-ip

4

LOOK AND

point with the arrows
who likes

the whiskers
a tie
a cap
a tail
the gills

a man
a dog
a sparrow
an owl
a river bream
a sea plaice
a seal

5

READ AND

guess
Who likes
the cold warter and ice?

7

READ AND

guess
Who is considered to be
a wise and a learned?

6

READ AND

guess
Who is considered to be
the best friend of the man?

8

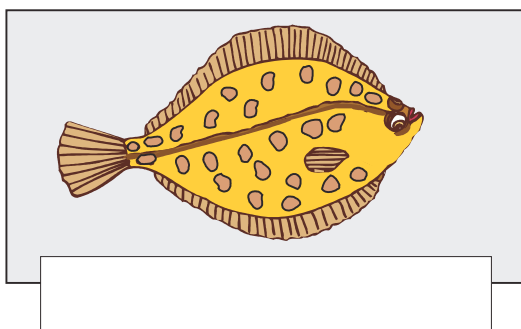


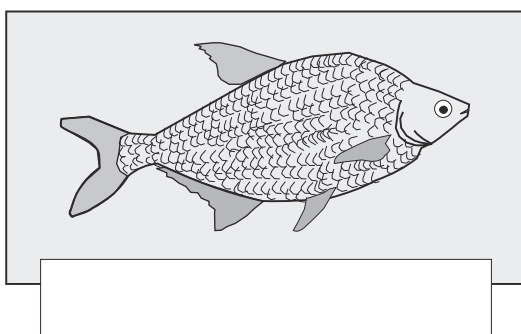


READ AND

guess
Who is called
a tease by everybody?



9

What did a painter forget to draw?



10 CHOOSE THE ANSWER

How does the sparrow sing?

<input type="checkbox"/>	Coo-coo
<input type="checkbox"/>	Squack-squack
<input type="checkbox"/>	Croak-croak
<input type="checkbox"/>	Chirp-chirp

11 CHOOSE THE ANSWER

A seal needs flippers in order

<input type="checkbox"/>	to swim in the water
<input type="checkbox"/>	to run in the grass
<input type="checkbox"/>	to crawl about an ice-floe

12 LOOK AND

write,
to what side
is the sea plaice's
head directed?



13 CHOOSE THE ANSWER

The eyes
of a sea plaice
look

<input type="checkbox"/>	upward
<input type="checkbox"/>	forward
<input type="checkbox"/>	downward

14 CHOOSE THE ANSWER

A seal
has the flippers
on ice-floe
instead of

<input type="checkbox"/>	wings
<input type="checkbox"/>	fins
<input type="checkbox"/>	legs

15 LOOK AND 16

What did the
painter
forget
to draw
to this man?

<input type="text"/>
<input type="text"/>



What did the
painter
forget
to draw
to this man?

<input type="text"/>
<input type="text"/>

17

**SOLVE
THE RIDDLE**

Those shining round eyes
that give to people fright!
They see around at night
as if it would be day and light.

Who is it?

18

**SOLVE
THE RIDDLE**

I don't live on the hill,
not in a cave, not in a den,
not in a forest, not in a desert,
but on a white snowy

(Finish up a riddle)

Who is it?

19

**SOLVE
THE RIDDLE**

Who darts about in the yards
collecting sticks of straw?
A little kiddy with a tail,
which dressed in warm grey fur.

Who is it?

20

**SOLVE
THE RIDDLE**

Like a little merry ball
jumps and jumps around
leaving crosses everywhere
on the frosty ground.

Who is it?

21

**SOLVE
THE RIDDLE**

Keeps silence
in the day time.
at night it always cries.
Sleeps
when the sun is shining
and in the darkness flies.

Who is it?

22

**SOLVE
THE RIDDLE**

There live in a forest,
paws like a highwayman,
People are afraid of him,
but he is afraid of them himself.

Who is it?

Which of them do you know?

Read and remember!



dolphin	['dɒlfɪn]	дельфин
monkey	['mʌŋki]	обезьяна
frog	['frɒg]	лягушка
mouse	['maʊs]	мышка
pelican	['pelɪkən]	пеликан
penguin	['pɪŋɡwɪn]	пингвин

1




2



3



4



5



6



7



Использованная литература

1. Англо-русский биологический словарь. Составление: И.Н. Афанасьев. – Изд-во "Русский язык", 1976.
2. Новый англо-русский словарь. Составление: Карантиров С.И. – "Славянский дом книги", 2001.
3. Резник Н.А., Крыштоп В.А. Знаем ли мы, кто живет рядом с нами? Визуальная тетрадь №1: Дидактическое приложение к слайд-фильмам: "Давай рисуем собаку", "Как нарисовать речного леща", "Попробуем нарисовать воробья", "Нарисуем вместе сову", "Как нарисовать морскую камбалу", "Как нарисовать маленького тюленя", "Давай рисуем лицо человека". 2-е изд., перераб. и доп. 2-е изд., перераб. и доп. – СПб, Изд-во ГУ РНХИ им. проф. А.Л. Поленова, 2006.
4. Русско-английский словарь. Составление: А.М. Таубе., М. – Изд-во "Русский язык", 1997.

Reznik N., Karasev A.

Do we know, who lives nearby us? The visual copy-book №1:
The didactical supplement to the slide-films: "Let's draw a dog!",
"How to draw a river bream?", "Let's try to draw a sparrow!",
"Let's draw an owl together!", "How to draw a sea plaice?",
"How to draw a little seal?", "Let's draw a face of a man!"

ISBN 5-88476-763-3

© Концепция и визуализация Резник Н.А., 2006
© Компьютерный набор Резник Н.А., 2006

Научное редактирование Крыштоп В.А.

Подписано в печать 31.10.06. Формат 60x84 1/16,
Бумага офсетная. Гарнитура Таймс. Печать офсетная.
Печ. л. 2,0. Тираж 175 экз. Заказ № 178.

Отпечатано в типографии ЛОИРО,
197136 С.-Петербург, Чкаловский пр., 25-а

